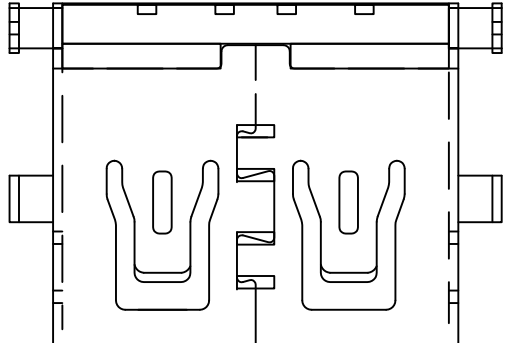
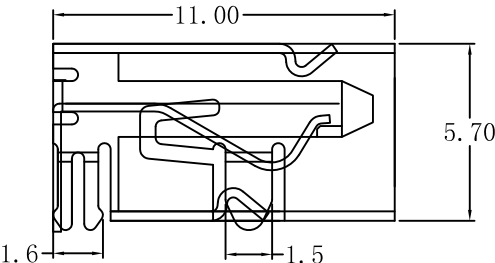
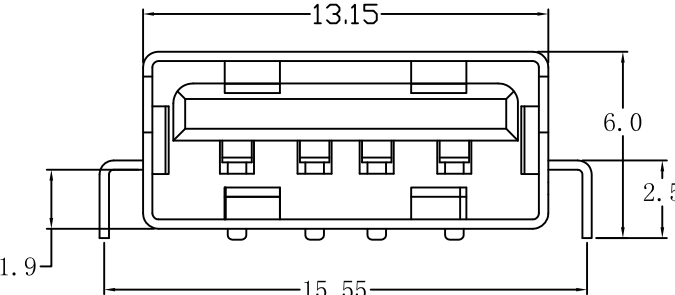


RECOMMENDED PCB LAYOUT



- 1. Electrical:
  - Current Rating: 1.5A
  - Voltage Rating: 30V DC
  - Contact Resistance: 30 mohms MAX
  - Dielectric Withstanding Voltage: 500V AC
  - Insulation Resistance: 1000Mohms
- 2. Mechanical:
  - Mate force: 3.57kgf
  - Unmate force: 0.70kgf
- 3. Material:
  - Housing: PBT
  - Contact: C2680
  - Shell: C2680/SPCC
- 4. Finish:
  - Contact: Au Plated on Mating Area;  
Tin On Solder Talls
  - Shell: Nickel Plating

RoHS  
Compliant

**ORDER INFORMATION**

SERIES NO.	Contact Plated	Packing	Shell Plated	Shell Leg	Shell Leg Width	Housing Color	Post	Back Cover	Edge Curl
61S	A	3	G1	7	S	X	0	0	0
USB 2.0 Sunk	A Type	3: Tray	G1: Gold Flash plated on contact area	7: 4XDIP	S: 15.5	T: Black PBT N: White PBT	0: w/o 1: with	0: w/o 1: with	0: w/o 1: with

REV.	REVISION RECORD	DATE	General Tolerance		
A	Original	03/15/18"	LINEAR	ANGLE	
			0.0 ±0.35	±3°	
			0.00 ±0.20		
			UNIT:mm		
			A4	NAME	DATE
			APPROVED	SUNNY	
			DESIGNER	TED	
			DRAWN	SNNATN	
			TITLE: USB A Female DIP Right Angle Sunk Type		
			DWG.NO: 61SARRG13X7SX000-67		REV. A
			SCALE	1:1	SHEET 1 OF 1